



Ø30cm / 11.8"

Eclipse 30

USA: PE039315XX



Ø40cm / 15.7"

Eclipse 40

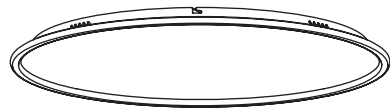
USA: PE039320XX



Ø60cm / 23.6"

Eclipse 60


USA: PE039340XX



Ø90cm / 35.4"

Eclipse 90

USA: PE039370XX




Ø120cm / 47.2"

Eclipse 120

USA: PE039395XX

Acoustic Felt Cover



Additional acoustic felt cover available for order

Order Format:

Product Code_Felt Colour Code

E.g.: PE03934001_01 =

Eclipse 60 White + Sand Felt Cover



Colour + EAN/UPC Code

	01 - White (RAL 9003 Matt) UPC: 30: 816827023340 40: 816827023357 60: 816827023364 90: 816827023371 120: 816827023388
	02 - BLACK (RAL 9011 Matt) UPC: 30: 816827023296 40: 816827023302 60: 816827023319 90: 816827023326 120: 816827023333



Category Flush Ceiling Mount

Material Aluminium + Silicone

Cable 7.9" White PVC Cable

Lightsource Integrated LED

Switched No

Class cETLus Class II

IP Rating

IP20

Product Weight

30: 3.96 lbs / 40: 5 lbs / 60: 7.9 lbs

90: 11.8 lbs / 120: 15.8 lbs

Individual Carton Size

30: 13.7x13.7x3.9in / 40: 17.7x17.7x3.9in

60: 25.5x25.5x3.9in / 90: 37.4x37.4x4.5in

120: 49.2x49.2x4.5in

Shipping Carton Quantity

1

Shipping Carton Weight

30: 7.7 lbs / 40: 10.6 lbs / 60: 14.9 lbs

90: 24.3 lbs / 120: 37.5 lbs

LED Chip

Samsung

Wattage

30: 32W / 40: 45W / 60: 60W

90: 100W / 120: 135W

Luminous Flux

30: 2240lm / 40: 3150lm / 60: 4200lm

90: 7000lm / 120: 9450lm

Colour Temp

3000K

CRI

90+ CRI

Dimmable

0-10v dimming

Other Information

Special Order: 3500K / 4000L / 5000K,

RAL colour, CRI customizable

Pendant Hanging Kit compatible

for all models on request

Energy Efficiency: Class F

LED Life: Minimum 50,000h